

**On Cognitive Abilities and Motivational Processes
in Students' Science Engagement and Achievement:
A Multidimensional Approach to Achievement Validation**

CSE Technical Report 570

Shun Lau and Robert W. Roeser, Stanford University
Haggai Kupermintz, CRESST/University of Colorado, Boulder

July 2002

National Center for Research on Evaluation,
Standards, and Student Testing
Center for the Study of Evaluation
Graduate School of Education & Information Studies
University of California, Los Angeles
Los Angeles, CA 90095-1522
(310) 206-1532

Copyright © 2002 The Regents of the University of California

Project 1.1 Models-Based Assessment: Individual and Group Problem Solving in Science
Project 3.1 Construct Validity: Understanding Cognitive Processes—Psychometric and Cognitive Modeling

Richard Shavelson, Project Director, CRESST/Stanford University

The work reported herein was supported in part under the Educational Research and Development Center Program, PR/Award Number R305B60002, as administered by the Office of Educational Research and Improvement, U. S. Department of Education, and in part by the National Science Foundation (REC9628293).

The findings and opinions expressed in this report do not reflect the positions or policies of the National Institute on Student Achievement, Curriculum, and Assessment, the Office of Educational Research and Improvement, the U. S. Department of Education, or the National Science Foundation.

PREFACE

In 1995, Richard E. Snow wrote in CRESST's proposal to the Office of Educational Research and Improvement that his previous work showed that "psychologically meaningful and useful subscores can be obtained from conventional achievement tests" (Baker, Herman, & Linn, 1995, p. 133). He went on to point out that these subscores represented important ability distinctions and showed different patterns of relationships with demographic, "affective" (emotional), "conative" (volitional), and instructional-experience characteristics of students. He concluded that "*a new multidimensional approach to achievement test validation* should include affective and conative as well as cognitive reference constructs" (italics ours, p. 134).

Snow (see Baker et al., 1995) left hints of what he meant by "a new multidimensional approach" when he wrote, "the primary objective of this study is to determine if knowledge and ability distinctions previously found important in high school math and science achievement tests occur also in other multiple-choice and constructed response assessments. . . . A second objective is to examine the cognitive and affective correlates of these distinctions. And a third objective is to examine alternative assessment designs that would sharpen and elaborate such knowledge and ability distinctions in such fields as math, science, and history-geography" (p. 133).

We, as Snow's students and colleagues, have attempted to piece together his thinking about multidimensional validity and herein report our progress on a research program that addresses cognitive and motivational processes in high school science learning and achievement. To be sure, if Dick had been able to see this project through to this point, it might well have turned out differently. Nevertheless, we attempted to be true to his ideas and relied heavily on the theoretical foundation of his work, his conception of aptitude (Snow, 1989, 1992).

Snow called for broadening the concept of aptitude to recognize the complex and dynamic nature of person-situation interactions and to include motivational (affective and conative) processes in explaining individual differences in learning and achievement. Previous results, using a mixed methodology of large-scale statistical analyses and small-scale interview studies, demonstrated the usefulness of a multidimensional representation of high school science achievement. We identified three distinct constructs underlying students' performance on a standardized test and sought validation evidence for the distinctions between "basic knowledge and reasoning," "quantitative science," and "spatial-mechanical ability" (see Hamilton, Nussbaum, & Snow, 1997; Nussbaum, Hamilton, & Snow, 1997). Different patterns of relationships of these dimensions with student background variables, instructional approaches and practices, and out-of-school activities provided the groundwork for understanding the essential characteristics of each dimension. We found, for example, that gender differences in science achievement could be attributed to the spatial-mechanical dimension and not to aspects of quantitative reasoning or basic knowledge and facts.

Our studies, reported in the set of six CSE Technical Reports Nos. 569–574,* extend the groundwork laid down in Snow’s past research by introducing an extensive battery of motivational constructs and by using additional assessment formats. This research seeks to enhance our understanding of the cognitive and motivational aspects of student performance on different test formats: multiple-choice, constructed response, and performance assessments. The first report (Shavelson et al., 2002) provides a framework for viewing multidimensional validity, one that incorporates cognitive ability (fluid, quantitative, verbal, and visualization), motivational and achievement constructs. In it we also describe the study design, instrumentation, and data collection procedures. As Dick wished to extend his research on large-scale achievement tests beyond the National Education Longitudinal Study of 1988 (NELS:88), we created a combined multiple-choice and constructed response science achievement test to measure basic knowledge and reasoning, quantitative reasoning, and spatial-mechanical ability from questions found in NELS:88, the National Assessment of Educational Progress (NAEP), and the Third International Mathematics and Science Study (TIMSS). We also explored what science performance assessments (laboratory investigations) added to this achievement mix. And we drew motivational items from instruments measuring competence beliefs, task values, and behavioral engagement in the science classroom. The second report in the set (Lau, Roeser, & Kupermintz, 2002) focuses on cognitive and motivational aptitudes as predictors of science achievement. We ask whether, once students’ demographic characteristics and cognitive ability are taken into consideration, motivational variables are implicated in science achievement. In the third report (Kupermintz & Roeser, 2002), we explore in some detail the ways in which students who vary in motivational patterns perform on basic knowledge and reasoning, quantitative reasoning, and spatial-mechanical reasoning subscales. It just might be, as Snow posited, that such patterns interact with reasoning demands of the achievement test and thereby produce different patterns of performance (and possibly different interpretations of achievement). The fourth report (Ayala, Yin, Schultz, & Shavelson, 2002) then explores the link between large-scale achievement measures and measures of students’ performance in laboratory investigations (“performance assessments”). The fifth report in the set (Haydel & Roeser, 2002) explores, in some detail, the relation between varying motivational patterns and performance on different measurement methods. Again, following Snow’s notion of a transaction between (motivational) aptitude and situations created by different test formats, different patterns of performance might be produced. Finally, in the last report (Shavelson & Lau, 2002), we summarize the major findings and suggest future work on Snow’s notion of multidimensional achievement test validation.

* This report and its companions (CSE Technical Reports 569, 571, 572, 573, and 574) present a group of papers that describe some of Snow’s “big ideas” with regard to issues of aptitude, person-situation transactions, and test validity in relation to the design of a study (the “High School Study”) undertaken after Snow’s death in 1997 to explore some of these ideas further. A revised version of these papers is scheduled to appear in *Educational Assessment* (Vol. 8, No. 2). A book based on Snow’s work, *Remaking the Concept of Aptitude: Extending the Legacy of Richard E. Snow*, was prepared by the Stanford Aptitude Seminar and published in 2002 by Lawrence Erlbaum Associates.

ON COGNITIVE ABILITIES AND MOTIVATIONAL PROCESSES IN STUDENTS' SCIENCE ENGAGEMENT AND ACHIEVEMENT*

Shun Lau and Robert W. Roeser, Stanford University

Haggai Kupermintz, CRESST/University of Colorado, Boulder

Abstract

This study examined how cognitive and motivational factors jointly contributed to science achievement, engagement, and choice of science-related majors and careers in a sample of 491 high school students. Students completed cognitive and motivational measures in three different sessions: (a) a survey of motivational processes, including competence beliefs, task values, and behavioral engagement in the science classroom; (b) assessments of fluid, crystallized, and spatial abilities; and (c) a science achievement test. Results of regression analyses showed that the inclusion of motivational variables enhanced the predictive validity for science achievement. General ability was the strongest predictor of achievement outcomes, whereas motivational variables were the strongest predictors of engagement and choice. General ability had a direct effect on achievement and an indirect effect through the mediation of competence beliefs. Competence beliefs and task values had direct effects on achievement and indirect effects through the mediation of engagement. The study highlights the differential predictive validity of cognitive and motivational factors for different types of outcome and corroborates the mediational pathways linking self-system processes, action, and outcomes.

In his new aptitude theory, Snow (1989, 1992) broadened the concept of aptitude to include motivational and affective characteristics of persons, not just their cognitive abilities. He proposed that cognitive abilities and motivation contributed to effective functioning through two unique pathways—a performance pathway and a commitment pathway. The performance pathway describes the processes by which cognitive resources are activated, retrieved, assembled, and executed in the service of accomplishing particular tasks. The commitment pathway describes a parallel process by which motivational resources are activated in the service of guiding and energizing behavior toward particular goals in a given situation. Snow's revised theory highlights the full spectrum of cognitive and

* An earlier version of this report was presented at the annual meeting of the American Educational Research Association in Seattle, Washington, in April 2001 under the title *Cognitive Abilities and Motivational Processes in High School Students' Science Engagement and Achievement*.

motivational resources that are involved with an individual's preparation for and actual engagement with particular tasks such as completing a science achievement test or a class project.

As in other areas of academic achievement, research on science achievement has focused primarily on the cognitive determinants. Undoubtedly, intelligence has a significant influence on academic achievement. A vast body of research has provided consistent evidence for the link between IQ and academic achievement (for reviews, see Jensen, 1998; Matarazzo, 1972; Snow & Yalow, 1982). Yet, as Snow recognized, cognition alone presents too narrow a view of achievement. First, a typical mean correlation between IQ and academic achievement reported in the literature is about .50 (Jensen, 1998). This implies that IQ accounts for about 25% of the variance in achievement, and that about 75% of the variance is explained by factors other than IQ. Second, research on expertise has provided ample evidence that expert performance is the end result of individuals' prolonged efforts to improve performance (Ericsson & Charness, 1994). Individual differences in the levels of performance are closely related to the amount of deliberate practice. In a wide range of domains, eminent performance requires sustained practice over a minimum of 10 years (Ericsson & Lehman, 1996). Third, zeal for life-long learning and self-improvement should be regarded as a valued end in itself. An increasingly knowledge-dependent society demands that workers continuously upgrade themselves. The motivation to sustain lifelong pursuit of knowledge beyond the confines of the classroom is as important as, if not more important than, the acquisition of skills and knowledge.

The limitations of the cognitive view underscore the need for moving beyond cognitive factors in accounting for performance. This study sought to enhance our understanding of conjoint influences of cognitive and motivational factors on academic performance and achievement-related behavior. To this end, we drew on several contemporary theories of human ability and motivation to construct our conceptual model.

Toward an Integrated Model of Cognitive and Motivational Processes in Science Task Engagement and Performance

Following from Snow's overarching notion of aptitude, we attempt here to integrate cognitive and motivational theories (see Shavelson et al., 2002). We begin

with cognition, then move to motivation, and conclude with an integrative, “self” framework.

Carroll’s Theory of Human Cognitive Ability

In order to more fully elaborate the cognitive resources that we believe constitute the performance pathway for the kinds of science performance outcomes we were interested in (e.g., standardized tests and teacher-rated grades), we drew on Carroll’s three-stratum model of human cognitive ability (Carroll, 1993). Carroll’s model encompasses three broad cognitive abilities relevant to science performance: fluid, crystallized (verbal and quantitative), and spatial abilities. These cognitive factors are considered to be important aptitude resources that reflect students’ learning histories and are organized as a repertoire of mental schemes, response sets, knowledge and skill components, and heuristic problem-solving strategies (Snow, 1992). Different mixes of these aptitude resources, in conjunction with motivational and situational factors, shape task engagement and performance.

Expectancy-Value and Self-Efficacy Theory

In order to more fully elaborate the motivational resources that we believe constitute the commitment pathway for the science engagement and choice outcomes that we examined in this study, we drew upon Eccles-Parsons et al.’s (1983) expectancy-value theory and Bandura’s (1997) self-efficacy theory. Motivational theories are particularly useful for describing different patterns of engagement with (commitment to) particular tasks.

Expectancy-value theory is a social-cognitive theory of motivation that posits that individuals’ task-related expectancies for success and values serve the function of preparing and energizing individuals to engage with a task, to seek out task challenges, to persist at particular tasks, and to choose certain activities in their free time. Eccles-Parsons et al. (1983) defined expectancy as individuals’ beliefs about how well they would perform on future tasks in a given domain. Values were defined as individuals’ perceived importance of and intrinsic interest in certain tasks, their perceived utility of a given task in relation to the attainment of other desired goals, and the perceived cost of engaging in a particular task. In a series of studies that examined how expectancy and value were related to academic achievement and choice of academic tasks, Eccles and her colleagues (Eccles, 1984; Eccles, Adler, & Meece, 1984; Eccles-Parsons et al., 1983) found that expectancies for success predicted achievement in mathematics and English, whereas task values

predicted both course-taking intentions and actual subsequent course enrollment decisions in these domains. In sum, for Eccles and her colleagues, expectancies related most closely to achievement, and value to choice. In this study, we used Eccles' notion of task values, but instead of focusing on perceived expectancies for success, we used Bandura's (1997) concept of self-efficacy to describe the motivational resources that define the commitment pathway.

Bandura (1997) defined self-efficacy as "beliefs in one's capabilities to organize and execute the courses of action required to produce given attainments" (p. 3). In a review of the contribution of perceived self-efficacy to cognitive functioning, Bandura (1993) explicated diverse pathways through which self-efficacy exerts its impact. For example, in a study of mathematics skills development, self-efficacy was found to enhance the mastery of mathematics skills directly by affecting the quality of thinking and use of acquired knowledge and skills, and indirectly by increasing persistence in the search for task solutions (Schunk, 1984). Thus, whereas values have been linked to behavioral choices, self-efficacy has been most closely associated with performance and persistence. In sum, these models highlight the idea that different motivational resources (e.g., beliefs and values), in conjunction with aptitude and situational factors, shape task engagement, performance, and choice.

Self-System Theory

The final conceptual framework we drew on in conceptualizing the commitment pathway was derived from Connell and Wellborn's (1991) self-system model of motivation. This model outlines linkages among context, self, action, and outcome variables. The model consists of hypothesized linkages among individuals' experience of the social context (e.g., provision of structure by teachers), their self-system motivational processes (e.g., competence beliefs), their patterns of action (e.g., cognitive and behavioral engagement), and actual performance outcomes (e.g., grades and achievement test scores). A notable feature of this model is its explicit formulation of the connection between motivational (self-system) processes and performance outcomes through the mediation of action. Action is defined as the individual's quality of engagement with a task. Connell and Wellborn proposed that motivational processes related to performance outcomes mainly by affecting whether or not an individual attends to, persists in, and engages in a task.

Conceptual Model

We drew on the themes and constructs from each of the theoretical models just reviewed to construct the conceptual model guiding this study. We assumed that self-system processes, consisting of both cognitive resources (performance pathway) and motivational resources (commitment pathway) would predict achievement and choice outcomes mainly through their impact on action (patterns of task engagement). In addition, the inclusion of both achievement and choice outcomes was informed by Eccles et al.'s (1983) finding of differential predictive validity of expectancy and value. Figure 1 presents the general conceptual model for our study.

Purposes and Research Questions

This study was designed to examine the network of relations (both direct and mediated) among self-system processes, action, and outcomes. Our primary goal was to understand how cognitive and motivational variables jointly contributed to the prediction of science achievement and choice of science-related majors and careers. We asked three specific research question: (a) How much incremental predictive validity do motivational variables contribute to science achievement above and beyond the contributions of cognitive and demographic variables? (b) How do the relative contributions of motivational and cognitive factors vary with types of outcome (e.g., performance and choice)? And (c) how do patterns of action (e.g., engagement in classroom and test-taking situations) mediate the relation between motivational processes and science achievement?

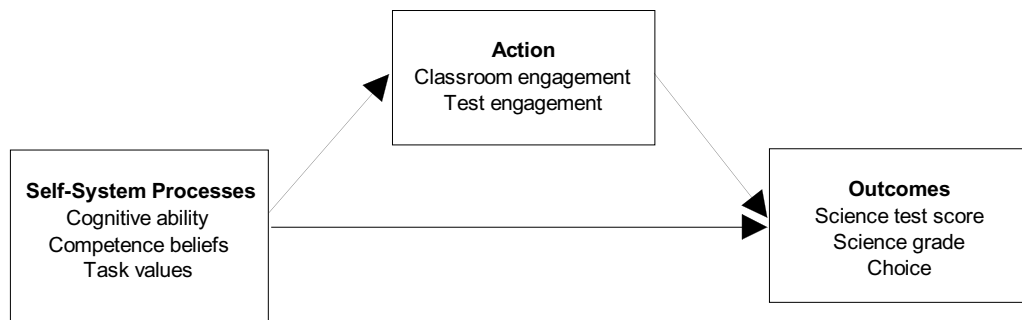


Figure 1. Conceptual model.

Method

Participants and Procedure

High school students ($N = 491$) enrolled in science classes in a northern California high school participated in the study during the 1999-2000 academic year. In the first semester, students completed cognitive and motivational measures in two different sessions: (a) a survey of motivational processes and background characteristics (e.g., gender, ethnicity, parental education); and (b) assessments of fluid, crystallized (verbal and quantitative), and spatial abilities. In the second semester, student took a science achievement test consisting of multiple-choice items. Second-semester science grades were also collected from teachers of the participants.

Measures

Cognitive abilities. Four measures were used to evaluate students' fluid, crystallized (verbal and quantitative), and spatial abilities. Two tests from the Educational Testing Service's Kits (French, Ekstrom, & Price, 1963) were administered to measure fluid (hidden figures test) and spatial (cube comparisons test) abilities. The measure of crystallized quantitative ability included items from the National Education Longitudinal Study of 1988 (NELS:88), which were investigated in a previous study (Kupermintz & Snow, 1997), whereas the measure of verbal ability included items from a practice Standardized Achievement Test (SAT).

A principal-components factor analysis was conducted on the four cognitive ability measures (mathematics, verbal, hidden figures, and cube comparisons tests). The analysis yielded one factor with an eigenvalue greater than 1. The factor accounted for 50% of the total variance. Table 1 presents the factor loadings for the cognitive ability tests. Cronbach's α for the factor was .67. Factor scores representing the general ability composite were derived from the four ability measures, and these factor scores were used in subsequent analysis.

Motivational processes. Motivational constructs included (a) students' efficacy beliefs about their ability to master science content and their ability to perform well on different types of science assessments (Bandura, 1997), as well as their confidence in their abilities in the domain of science (Dweck, 1986), and (b) students' values about science, including interest, usefulness, and importance (Eccles & Wigfield, 1995).

Table 1
Factor Loadings for Cognitive Ability Tests ($N = 406$)

Cognitive ability test	Factor: General ability
Math test score (crystallized quantitative ability)	0.804
Verbal test score (crystallized verbal ability)	0.734
Cube comparisons test score (spatial ability)	0.662
Hidden figures test score (fluid ability)	0.625

To examine the factor structure of competence beliefs and task values items, a principal-components factor analysis with oblique rotation (oblimin) was conducted. A two-factor structure emerged from the analysis. The first factor, competence beliefs, included test-specific efficacy, Dweck's confidence beliefs, and efficacy for mastering science content. The second factor, task values, included interest, importance, and usefulness of science. These two factors accounted for 72% of the total variance, and they show high internal consistency ($\alpha = .85$ for task value and $\alpha = .83$ for competence beliefs). Table 2 presents the factor loadings for each variable and the inter-factor correlation.

Table 2
Factor Loadings for Competence Beliefs and Task Values Variables and Factor Correlations ($N = 394$)

Variable	Factor	
	1 Task values	2 Competence beliefs
I think learning science is important.	0.89	-0.10
How useful is what you learn in science?	0.86	-0.08
Compared to other subjects, how important is science to you?	0.78	0.14
I find science interesting.	0.69	0.23
Dweck's confidence (scale)	-0.03	0.89
Efficacy for multiple-choice test (scale)	-0.01	0.86
Science mastery efficacy (scale)	0.07	0.82
	Factor correlations	
Factor 1	—	
Factor 2	0.44	—

Note. Factor loadings $> .40$ are boldfaced.

Science engagement. We measured two types of engagement: classroom engagement and test engagement. Classroom engagement was assessed by students' self-reports of how much attention they paid in class, their degree of participation in science activities, amount of homework completed, and their involvement in self-regulated learning activities. To assess test engagement, a survey was administered right after students took the science achievement test. The test engagement measure assessed students' use of cognitive strategies, mood, energy level, and effort expended during the science test.

A principal-components factor analysis on engagement measures with oblique rotation (oblimin) revealed a two-factor structure. Table 3 presents the factor loadings and inter-factor correlation for the two-factor model. The first factor, test engagement, included test mood, test energy, use of test-taking strategies, and effort expended during the test. The second factor, classroom engagement, included behavioral engagement, homework completed, and self-regulation in science class. These two factors accounted for 60% of the total variance and had acceptable internal consistency ($\alpha = .76$ for test engagement and $\alpha = .66$ for classroom engagement).

Science achievement. The science achievement measure used in this study consisted of the 30 multiple-choice items drawn from the National Education

Table 3
Factor Loadings for Engagement Variable and Factor Correlations ($N = 324$)

Variable	Factor	
	1 Test engagement	2 Classroom engagement
Test mood	0.83	-0.12
Test energy	0.77	-0.05
Test effort	0.77	0.07
Test-taking strategies (scale)	0.58	0.39
Classroom engagement (scale)	0.11	0.77
Self-regulation (scale)	0.06	0.76
Homework completed	-0.15	0.74
Factor correlations		
Factor 1	—	
Factor 2	0.25	—

Note. Factor loadings > .40 are boldfaced.

Longitudinal Study of 1988, the National Assessment of Educational Progress, and the Third International Mathematics and Science Study. We also collected students' second-semester science grades from school records. Cronbach's α for the science achievement test was .82.

Choice. This measure was assessed by three items on which students indicated their anticipation and intention to take science courses in college, major in science, and pursue science-related careers in the future. Cronbach's α for this measure was .62.

Results

We use the multiple regression technique of path analysis to bring our data to bear on the three questions addressed in this report: (a) Do motivational variables increase the predictive validity of science achievement after both student demographic characteristics and ability have been taken into consideration? (b) Do the relative contributions of cognitive and motivational factors vary with type of outcome? And (c) do patterns of action (in class and on the test) mediate motivational processes and science achievement?

Descriptive Statistics and Hierarchical Regressions

Table 4 presents the means, standard deviations, and number of cases for the variables used in path analyses. Table 5 presents the zero-order correlations for the variables.

Table 4
Descriptive Statistics

Variable	<i>M</i>	<i>SD</i>	<i>N</i>
Science test scores	16.17	5.65	343
Science second-semester grades	76.81	16.78	213
Choice of science majors or careers	0.47	0.35	435
Test engagement composite	0.00	1.00	324
Classroom engagement composite	0.00	1.00	324
Competence beliefs composite	0.00	1.00	407
Task values	3.35	0.93	438
General ability	0.00	1.00	406
Parental education	5.14	2.43	431

Table 5
Zero-Order Correlations for the Variables Used in Path Analysis

Variable	1	2	3	4	5	6	7	8	9	10	11
1 Science test scores	—										
2 Science second-semester grades	0.53	—									
3 Choice of science majors or careers	0.38	0.25	—								
4 Test engagement composite	0.32	0.13	0.22	—							
5 Classroom engagement composite	0.24	0.39	0.38	0.25	—						
6 Competence beliefs composite	0.54	0.43	0.42	0.30	0.50	—					
7 Task values	0.35	0.13	0.57	0.31	0.51	0.50	—				
8 General ability	0.67	0.50	0.21	0.11	0.14	0.42	0.15	—			
9 Parental education	0.44	0.36	0.22	0.14	0.22	0.32	0.15	0.43	—		
10 Gender	-0.16	0.15	-0.06	-0.10	0.13	-0.25	-0.10	-0.15	0.02	—	
11 Race	0.47	0.37	0.12	0.17	0.13	0.27	0.09	0.43	0.59	-0.01	—

Hierarchical regression analyses were conducted to derive the hypothesized path model (Figure 1). Demographic variables were entered first, general ability second, and motivational factors last. The sequence reflected our goals to understand, first of all, the contribution of general cognitive ability to the prediction of achievement and choice above and beyond demographic (or sociological) factors, and second, more importantly, the incremental predictive validity of motivational factors above and beyond demographic and cognitive factors. Path coefficients (standardized regression coefficients) and R^2 for sequential models are shown in Table 6. Path diagrams depicting the network of relations among the constructs are shown in Figures 2 to 4.

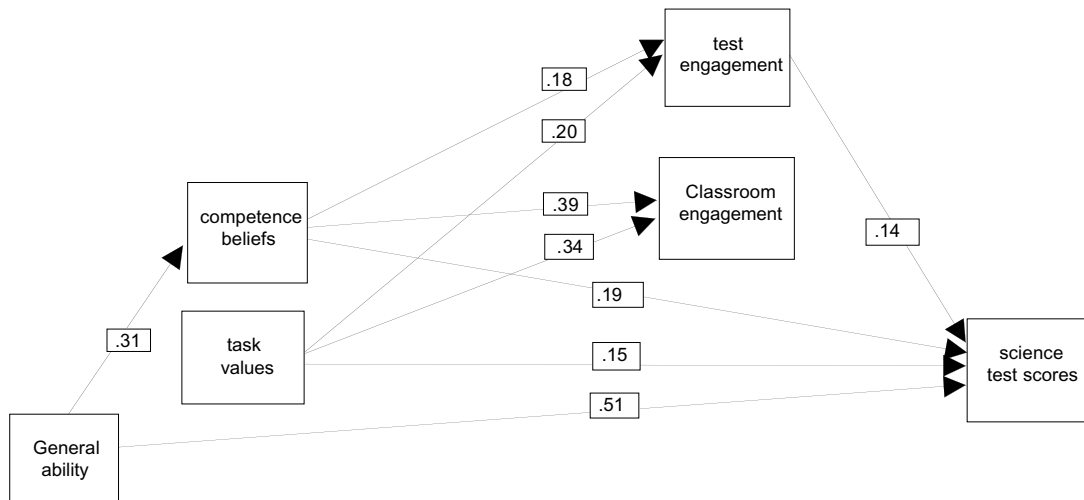


Figure 2. Path diagram depicting relations among ability, motivational beliefs, engagement, and science test scores.

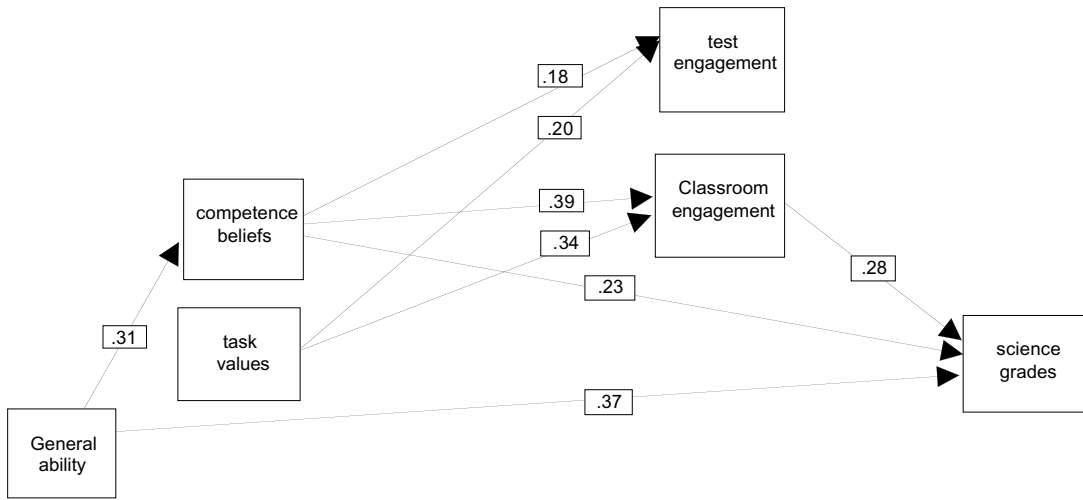


Figure 3. Path diagram depicting relations among ability, motivational beliefs, engagement, and science grades.

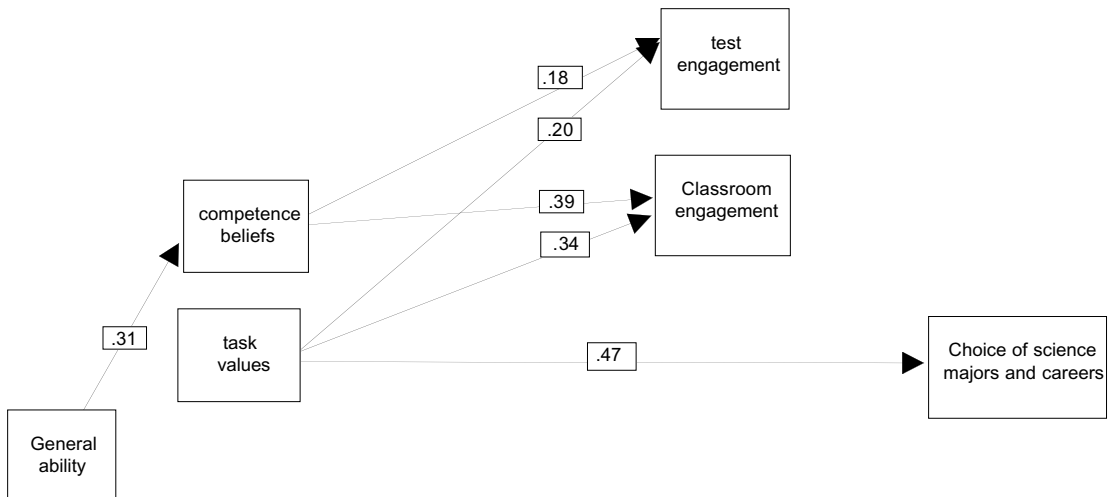


Figure 4. Path diagram depicting relations among ability, motivational beliefs, engagement, and choice of science-related college majors and careers.

Table 6

Standardized Regression Coefficients for Demographic Characteristics, Ability, and Motivational Factors Predicting Achievement and Choice ($N = 286$)

Predictor	Science test score			Science 2nd-semester grade			Choice of science majors/careers		
	Model 1	Model 2	Model 3	Model 1	Model 2	Model 3	Model 1	Model 2	Model 3
Step 1									
Parental education	0.26**	0.11*	0.06	0.22*	0.10	0.02	0.23**	0.20**	0.09
Gender	-0.15**	-0.05	0.03	0.18*	0.25**	0.24**	-0.06	-0.04	0.02
Race	0.32**	0.16**	0.14**	0.24**	0.12	0.12	-0.01	-0.05	-0.03
Step 2									
General ability		0.57**	0.51**		0.46**	0.37**		0.13*	0.05
Step 3									
Classroom engagement composite			-0.09			0.28**			0.07
Test engagement composite			0.14**			-0.02			0.04
Competence beliefs composite			0.19**			0.23**			0.10
Task values			0.15**			-0.13			0.47**
Total R^2	0.29	0.53	0.62	0.20	0.36	0.48	0.05	0.07	0.39
Total adjusted R^2	0.28	0.53	0.61	0.19	0.34	0.45	0.04	0.06	0.37
R^2 change	0.29**	0.24**	0.09**	0.20**	0.15**	0.12**	0.05**	0.01*	0.32**

Note. Model 1 included students' demographic characteristics only; Model 2 included demographic characteristics and ability; Model 3 included demographic characteristics, ability, and motivational factors. Gender is coded 0 = Males, 1 = Females; Race is coded 0 = Non-White, 1 = White.

* $p < .05$. ** $p < .01$.

Direct Relations

To examine direct relations, a series of sequential regression analyses was conducted. First, regressing science test scores on the full set of predictors produced significant positive relations for general ability ($\beta = .51, p < .01$), competence beliefs ($\beta = .19, p < .01$), task values ($\beta = .15, p < .01$), and test engagement ($\beta = .14, p < .01$). Second, regressing science grades on the predictors produced significant positive relations for general ability ($\beta = .37, p < .01$), competence beliefs ($\beta = .23, p < .01$), and classroom engagement ($\beta = .28, p < .01$). Third, regressing choice on the predictors produced a significant positive relation for task values only ($\beta = .51, p < .01$).

The full set of predictors accounted for a sizable amount of variance in science test score (adjusted $R^2 = .61$), less variance in science grade (adjusted $R^2 = .45$), and least in choice (adjusted $R^2 = .37$). The incremental variance contributed by general ability above and beyond demographic factors was the largest for science test score (R^2 change = .24), somewhat smaller for grade (R^2 change = .15), and almost negligible for choice (R^2 change = .01). The reverse pattern was true for motivational factors. The incremental variance contributed by motivational factors above and beyond demographic factors and general ability rose from science test scores (R^2 change = .09) to science grades (R^2 change = .12) and to choice (R^2 change = .32).

Mediational Relations

To examine whether engagement variables (test and classroom engagement) mediated the relations between motivational variables (competence beliefs, and task values) and the outcomes (science test score, grade, and choice), we regressed the engagement variables on the predictors. For classroom engagement, positive relations were found for competence beliefs ($\beta = .39, p < .01$) and task values ($\beta = .34, p < .01$). Similarly, for test engagement, significant positive relations were found for competence beliefs ($\beta = .18, p < .01$) and task values ($\beta = .20, p < .01$). The results are summarized in Table 7 and the path diagrams are shown in Figures 2 to 4.

Furthermore, to examine whether motivational variables mediated the relations between general ability and engagement variables, we regressed motivational variables on general ability. General ability was found to have a significant positive relation with competence beliefs ($\beta = .31, p < .01$), but not with task values ($\beta = .10, p > .05$). The results are summarized in Table 8.

Table 7

Standardized Regression Coefficients for Demographic Characteristics, Ability, and Motivational Factors Predicting Engagement ($N = 286$)

Predictor	Classroom engagement composite			Test engagement composite		
	Model 1	Model 2	Model 3	Model 1	Model 2	Model 3
Step 1						
Parental education	0.25**	0.23**	0.11	0.07	0.06	0.01
Gender	0.14*	0.15**	0.27**	-0.11	-0.11	-0.05
Race	-0.02	-0.03	-0.04	0.13	0.13	0.13
Step 2						
General ability		0.07	-0.08		0.01	-0.06
Step 3						
Competence beliefs composite			0.39**			0.18**
Task values			0.34**			0.20**
Total R^2	0.08	0.08	0.41	0.04	0.04	0.14
Total adjusted R^2	0.07	0.07	0.40	0.03	0.03	0.12
R^2 change	0.08**	0.00	0.33**	0.04**	0.00	0.09**

Note. Model 1 included students' demographic characteristics only; Model 2 included demographic characteristics and ability; Model 3 included demographic characteristics, ability, and motivational factors. Gender is coded 0 = Males, 1 = Females; Race is coded 0 = Non-White, 1 = White.

* $p < .05$. ** $p < .01$.

As indicated in the path diagrams (Figures 2 to 4), general ability had direct paths to science test scores and grades and indirect paths to them through the mediation of competence beliefs and engagement variables. Both competence beliefs and task values had direct paths to both test engagement and classroom engagement. Whether test engagement or classroom engagement served as a mediator depended on the types of assessment. Test engagement had a direct path to science test scores but not science grades, whereas classroom engagement had a direct path to science grades but not science test scores.

Table 8

Standardized Regression Coefficients for Demographic Characteristics and Ability Predicting Motivational Beliefs ($N = 286$)

Predictor	Competence beliefs composite		Task values	
	Model 1	Model 2	Model 1	Model 2
Step 1				
Parental education	0.24**	0.16**	0.16*	0.13
Gender	-0.26**	-0.21**	-0.10	-0.09
Race	0.13*	0.05	-0.01	-0.03
Step 2				
General ability		0.31**		0.10
Total R^2	0.18	0.25	0.03	0.04
Total adjusted R^2	0.17	0.24	0.02	0.03
R^2 change	0.18**	0.07**	0.03*	0.01

Note. Model 1 included students' demographic characteristics only; Model 2 included demographic characteristics and ability. Gender is coded 0 = Males, 1 = Females; Race is coded 0 = Non-White, 1 = White.

* $p < .05$. ** $p < .01$.

Discussion and Conclusions

Direct Relations

The full set of predictors accounted for 61% of variance in science test scores, 48% in science grades, and 39% in anticipated choice of science majors and careers. The results demonstrated the high predictive validity of the model. For achievement outcomes, both cognitive and motivational factors have significant links to science test scores and grades. The inclusion of motivational factors increases the predictive validity of the model, as evidenced by the significant changes in R^2 .

Though general ability accounted for the largest amount of variance in science achievement, several aspects of the results underscore the influential role of motivational factors in predicting the outcomes. First, the incremental predictive validity of motivational factors was tested under a very stringent criterion. The changes in R^2 in Model 3 (see Table 6) reflected the incremental variance above and beyond demographic and cognitive factors, which have been shown to be major predictors of achievement in previous research. Incremental variance contributed by

motivational factors would have been larger if these factors had been entered first in the regression model. Second, even though motivational factors were entered last, incremental variance contributed by motivational factors (R^2 change = .12) is comparable to that contributed by general ability (R^2 change = .15) in predicting science grade. Third, for the non-achievement outcome (choice of science majors and careers), motivational factors—and, in particular, task values—contributed the largest amount of incremental variance.

The relative contributions of cognitive and motivational factors to the prediction of science achievement depended on the types of assessment (science test scores vs. science grades). Specifically, general ability contributed a larger incremental variance to predicting test scores than grades, whereas the reverse pattern was true for motivational factors. One possible reason is that test scores and grades reflect different types of achievement situations. Whereas science test scores reflect a one-shot assessment under a time limit, science grades reflect cumulative achievement over a semester and are assessed by several criteria, including the degree of participation in science class, the quality and quantity of homework completed, and performance in class exams. Motivational factors, such as effort, attention, classroom engagement, and persistence, being extended over a long period time, are more likely to enhance students' grades than their test scores.

Mediated Relations

Another important goal of this study was to understand the mediating processes linking various constructs in the model. Both competence beliefs and task values had direct paths to science test scores and indirect paths through the mediation of test engagement. Competence beliefs had a direct path to science grades and an indirect path through the mediation of classroom engagement. Task values had only an indirect path to science grades, through classroom engagement. The pattern of results supports the self-system process model, which assumes that action mediates the relation between self-system processes and outcomes.

Furthermore, the results underscore the importance of achievement contexts in determining the mediating mechanisms. Whereas test engagement predicted test scores but not grades, classroom engagement predicted grades but not test scores. In our study, test engagement was assessed by students' self-reports of their mood, energy, cognitive strategy use, and cognitive effort expended during the test. The self-reports were obtained immediately after students had taken the test. Students'

cognitive, motivational, and affective processes during the test were expected to be more important than what they do in the classroom in determining achievement. A similar line of argument applies to reverse patterns for science grades.

In the path models, general ability had a direct path to science test scores and grades and an indirect path through the mediation of competence beliefs. The positive relation between general ability and competence beliefs worked to enhance the relation between general ability and achievement. General ability did not have direct paths to any other motivational factors, however. This result indicates that the performance (or cognitive) pathway is relatively independent of the commitment (or motivational) pathway, with the exception that competence beliefs serve as the point of contact between the two.

Conclusions and Implications

In corroboration of Snow's (1989, 1992) aptitude theory, this study has provided empirical evidence for the conjoint contribution of cognitive and motivational factors to predicting science achievement, engagement, and choice among high school students. Our results not only replicate the well-documented relations between cognitive ability and academic achievement, but also demonstrate that the inclusion of motivational variables increases the predictive validity of the model. Theoretical implications of our findings are that a multidimensional approach to achievement validation is essential and that researchers need to adopt a "whole person" approach in order to understand the complexity of academic achievement. An educational implication is that teachers and parents can promote students' academic performance both by influencing their competence beliefs, task values, and patterns of engagement (the commitment pathway) and by influencing their knowledge representation, procedural skills, and metacognitive strategies (performance pathway). Our findings lead us to expect that the most effective instructional methods are the ones that impact both cognitive and motivational functioning of students.

Consistent with Connell and Wellborn's (1991) self-system theory, this study has also provided evidence for the mediating role of engagement, through which cognitive ability and motivational processes are linked to academic achievement. Although engagement is considered to be a means (mediator) to an end (achievement) in our conceptual model, it is important to note that engagement should also be regarded as a desired outcome of education.

References

- Ayala, C. C., Yin, Y., Schultz, S., & Shavelson, S. (2002). *On science achievement from the perspective of different types of tests: A multidimensional approach to achievement validation* (CSE Tech. Rep. No. 572). Los Angeles: University of California, National Center for Research on Evaluation, Standards, and Student Testing.
- Baker, E. L., Linn, R. L., & Herman, J. L. (1995). *Institutional grant proposal for OERI Center on Improving Student Assessment and Educational Accountability: Integrated assessment systems for policy and practice: Validity, fairness, credibility, and utility*. Los Angeles: University of California, National Center for Research on Evaluation, Standards, and Student Testing.
- Bandura, A. (1993). Perceived self-efficacy in cognitive development and functioning. *Educational Psychologist, 28*, 117-148.
- Bandura, A. (1997). *Self-efficacy: The exercise of control*. New York: W. H. Freeman.
- Berry, J. M. (1987, September). *A self-efficacy model of memory performance*. Paper presented at the meeting of the American Psychological Association, New York.
- Carroll, J. B. (1993). *Human cognitive abilities: A survey of factor-analytic studies*. Cambridge: Cambridge University Press.
- Connell, J. P., & Wellborn, J. G. (1991). Competence, autonomy and relatedness: A motivational analysis of self-system processes. In M. R. Gunnar & L. A. Sroufe (Eds.), *Self-processes in development: Minnesota Symposium on Child Psychology* (Vol. 23, pp. 43-77). Hillsdale, NJ: Lawrence Erlbaum Associates.
- Dweck, C. S. (1986). Motivational processes affecting learning. *American Psychologist, 40*, 1040-1048.
- Dweck, C. S., & Leggett, E. (1988). A social-cognitive approach to motivation and personality. *Psychological Review, 95*, 256-273.
- Eccles, J. S. (1984). Sex differences in achievement patterns. In T. Sonderegger (Ed.), *Nebraska Symposium on Motivation* (Vol. 32, pp. 97-132). Lincoln: University of Nebraska Press.
- Eccles, J. S., Adler, T. F., & Meece, J. L. (1984). Sex differences in achievement: A test of alternate theories. *Journal of Personality and Social Psychology, 46*, 26-43.
- Eccles, J. S., & Wigfield, A. (1995). In the mind of the achiever: The structure of adolescents' academic achievement related-beliefs and self-perceptions. *Personality and Social Psychology Bulletin, 21*, 215-225.
- Eccles-Parsons, J., Adler, T. F., Futterman, R., Goff, S. B., Kaczala, C. M., Meece, J. L., & Midgley, C. (1983). Expectancies, values, and academic behaviors. In J. T.

- Spence (Ed.), *Achievement and achievement motives: Psychological and sociological approaches* (pp. 75-146). San Francisco: Freeman.
- Ericsson, K. A., & Charness, N. (1994). Expert performance: Its structure and acquisition. *American Psychologist*, *49*, 725-747.
- Ericsson, K. A., & Lehman, A. C. (1996). Expert and exceptional performance: Evidence of maximal adaptation to task constraints. *Annual Review of Psychology*, *47*, 273-305.
- Ford, M. (1992). *Motivating humans*. Newbury Park, CA: Sage Publications.
- French, J. W., Ekstrom, R. B., & Price, L. A. (1963). *Kits of reference tests for cognitive factors*. Princeton, NJ: Educational Testing Service.
- Hamilton, L. S., Nussbaum, E. M., & Snow, R. E. (1997). Interview procedures for validating science assessments. *Applied Measurement in Education*, *10*, 181-200.
- Haydel, A. M., & Roeser, R. W. (2002). *On the links between students' motivational patterns and their perceptions of, beliefs about, and performance on different types of science assessments: A multidimensional approach to achievement validation* (CSE Tech. Rep. No. 573). Los Angeles: University of California, National Center for Research on Evaluation, Standards, and Student Testing.
- Jensen, A. R. (1998). *The G factor: The science of mental ability*. Westport, CT: Praeger.
- Kupermintz, H., & Roeser, R. (2002). *Another look at cognitive abilities and motivational processes in science achievement: A multidimensional approach to achievement validation* (CSE Tech. Rep. No. 571). Los Angeles: University of California, National Center for Research on Evaluation, Standards, and Student Testing.
- Kupermintz, H., & Snow, R. E. (1997). Enhancing the validity and usefulness of large-scale educational assessments: III. NELS:88 math achievement to 12th grade. *American Educational Research Journal*, *34*, 123-149.
- Lau, S., Roeser, R. W., & Kupermintz, H. (2002). *On cognitive abilities and motivational processes in students' science engagement and achievement: A multidimensional approach to achievement validation* (CSE Tech. Rep. No. 570). Los Angeles: University of California, National Center for Research on Evaluation, Standards, and Student Testing.
- Matarazzo, J. D. (1972). *Wechsler's measurement and appraisal of adult intelligence* (5th ed.). Baltimore: Williams & Wilkins.
- Nussbaum, E. M., Hamilton, L. S., & Snow, R. E. (1997). Enhancing the validity and usefulness of large-scale educational assessments. IV. NELS:88 science achievement to 12th grade. *American Educational Research Journal*, *34*, 151-173.

- Roeser, R. W., Eccles, J. S., & Strobel, K. (1998). Linking the study of schooling and mental health: Selected issues and empirical illustrations at the level of the individual. *Educational Psychologist, 33*, 153-176.
- Schunk, D. H. (1984). Self-efficacy perspective on achievement behavior. *Educational Psychologist, 19*, 48-58.
- Shavelson, R., & Lau, S. (2002). *Multidimensional validity revisited* (CSE Tech. Rep. No. 574). Los Angeles: University of California, National Center for Research on Evaluation, Standards, and Student Testing.
- Shavelson, R., Roeser, R., Kupermintz, H., Lau, S., Ayala, C., Haydel, A., & Schultz, S. (2002). *Conceptual framework and design of the High School Study: A multidimensional approach to achievement validation* (CSE Tech. Rep. No. 569). Los Angeles: University of California, National Center for Research on Evaluation, Standards, and Student Testing.
- Snow, R. E. (1989). Cognitive-conative aptitude interactions in learning. In R. Kanfer, P. L. Ackerman, & R. Cudeck (Eds.), *Abilities, motivation, and methodology* (pp. 435-474). Hillsdale, NJ: Lawrence Erlbaum Associates.
- Snow, R. E. (1992). Aptitude theory: Yesterday, today, and tomorrow. *Educational Psychologist, 27*, 5-32.
- Snow, R. E., & Yallow, E. (1982). Education and intelligence. In R. J. Sternberg (Ed.), *Handbook of human intelligence* (pp. 493-585). New York: Cambridge University Press.
- Stanford Aptitude Seminar [Corno, L., Cronbach, L. J. (Ed.), Kupermintz, H., Lohman, D. F., Mandinach, E. B., Porteus, A. W., & Talbert, J. E.]. (2002). *Remaking the concept of aptitude: Extending the legacy of Richard E. Snow*. Mahwah, NJ: Lawrence Erlbaum Associates.